

Become a Financial Expert with Mia and Paul



Time and again, Mia and her big brother Paul listen to conversations between their parents in which money seems to be the main topic. They pick up sentences that they don't understand: "We can't afford the loan", "let's buy it online with a credit card instead", "the next instalment is due" or "we have to wait for the utility bills to come in".

At some point, they decide to get to the bottom of the matter. In the process, they discover many situations in their everyday lives that revolve around money – i.e. dealing with finances. Whether it's the media, consumption, household, living, working or travelling, money is always involved.

Together with their friends Emma and Philip, the two siblings want to find out more. Sometimes they also seek help from their parents and grandparents.

They check in-app purchases and deal with influencers. They evaluate products and research what costs they will have to pay for a pet. They calculate what a birthday party or new furniture for the children's room will cost. They ask how much you can earn in which profession and consider how you can save money in everyday life.

They quickly understand that dealing with money is a great responsibility and that you should always keep a close eye on your finances. But they also realise that you can learn a lot.

Accompany Mia, Paul and their friends with their questions about finances and become a financial professional! You will be amazed at what you can learn.

Table of Contents



Page 04

Media Worlds

Digital Media and Advertising

Page 10

Consumption

Be Aware of What You Buy!



Page 16

Budget Management

Housekeeping Book

Page 22

Living

The Right to Housing



Page 28

Work

Who Earns How Much?

Page 34

Financials Worldwide

How Much is a Euro Worth Elsewhere in the World?



Digital Media and Advertising



Advertising is not only found on television, radio, in magazines or on the street, but also on social media platforms such as YouTube, Instagram or TikTok.

But not only there. Products are also offered for sale in mobile phone games: so-called in-app purchases.

The goal of advertising is to find as many buyers as possible.

Advertising aims to convince people to buy a certain product. Advertising usually promises a better appearance, an improved life or more success in the game.

It is important that you recognize advertising and then decide whether you need a product or an in-app purchase.

I Know This!

A few words got mixed up here. Write the matching words next to the images. At the end, mark the terms that you can explain well with a cross.




voucher

☐

☐

☐

☐

☐

☐

☐

☐
~~voucher~~

in-app purchase

influencer

online-purchase

flat rate

advertising

virtual money

app store

Is it All Advertising?

On page 7, you see four of ManoMoneta's Instagram posts. Can you find out which posts are advertising? And if so, write down how you can recognize them.

1

Advertising ☐ Yes ☐ No

2

Advertising ☐ Yes ☐ No

3

Advertising ☐ Yes ☐ No

4

Advertising ☐ Yes ☐ No

1



#Console-Mega9000



2



My Beach Outfit



3



Beautiful #SummerDay



4



#Advertisement



How to Recognise In-App Purchases

Surely you have come across this: You are happy about a free game app, but to use all the functions, you have to buy some extra things. It can happen in the heat of the moment that you buy something without thinking about it.

How can you prevent this? Well, a true spirit of research is needed. Proceed as follows:

1

Search the store on a smartphone or tablet for apps you like. Choose two examples. An app with in-app purchases and an app without in-app purchases.

2

Read the comments and ratings for the apps. Pay attention to the bad (negative) ratings because they are mostly unaltered.

3

Write down your result on the next page. Write down the name of the app and explain how you can find out whether an app offers in-app purchases or not.

**Research tip**

If you can't do it on your own, ask your older siblings or your parents.

Name of the app **without** in-app purchases:

Explanation:

1

2

3

4

How difficult was it to research this information?



Name of the app **with** in-app purchases:

Explanation:

1

2

3

4

How difficult was it to research this information?



Be Aware of What You Buy!



For many people, shopping is great fun. Maybe not necessarily when you think of your daily groceries or school supplies. But if you can afford something you've been looking forward to for a long time while shopping, you feel happy.

But some people buy more and more and no longer pay attention to whether it's necessary. You call this a consumption frenzy.

Tip: If you have a lot of wishes, you can write them down on a list and try to forget about them for a while. If the wish remains, you should check whether you can afford it. Maybe you have the possibility of borrowing or buying something used instead.

I Know This!


A few words got mixed up here. Write the matching words next to the images. At the end, mark the terms that you can explain well with a cross.



money

☐

☐

☐

☐

☐

☐

☐

☐

PIN

receipt

savings account

credit


~~money~~

bank card

discount

debt

The Value of Products



Some products that you wear, eat or use have come a long way before they reach you.

You can take a closer look at this now. Stick or paint a picture of a piece of clothing, a game, a console, a mobile phone or any other product you have recently received or bought into the circle.

Look at the questions and find answers to them.

Then rate whether you think it's good or bad and colour in the according thumb.

Give reasons why you rate something as good or bad.

1

Where was the product made?

Good or bad?



2

What material is the product made of?

Good or bad?



3

Does the product have a long shelf life? Can it be repaired? Can it be recycled?


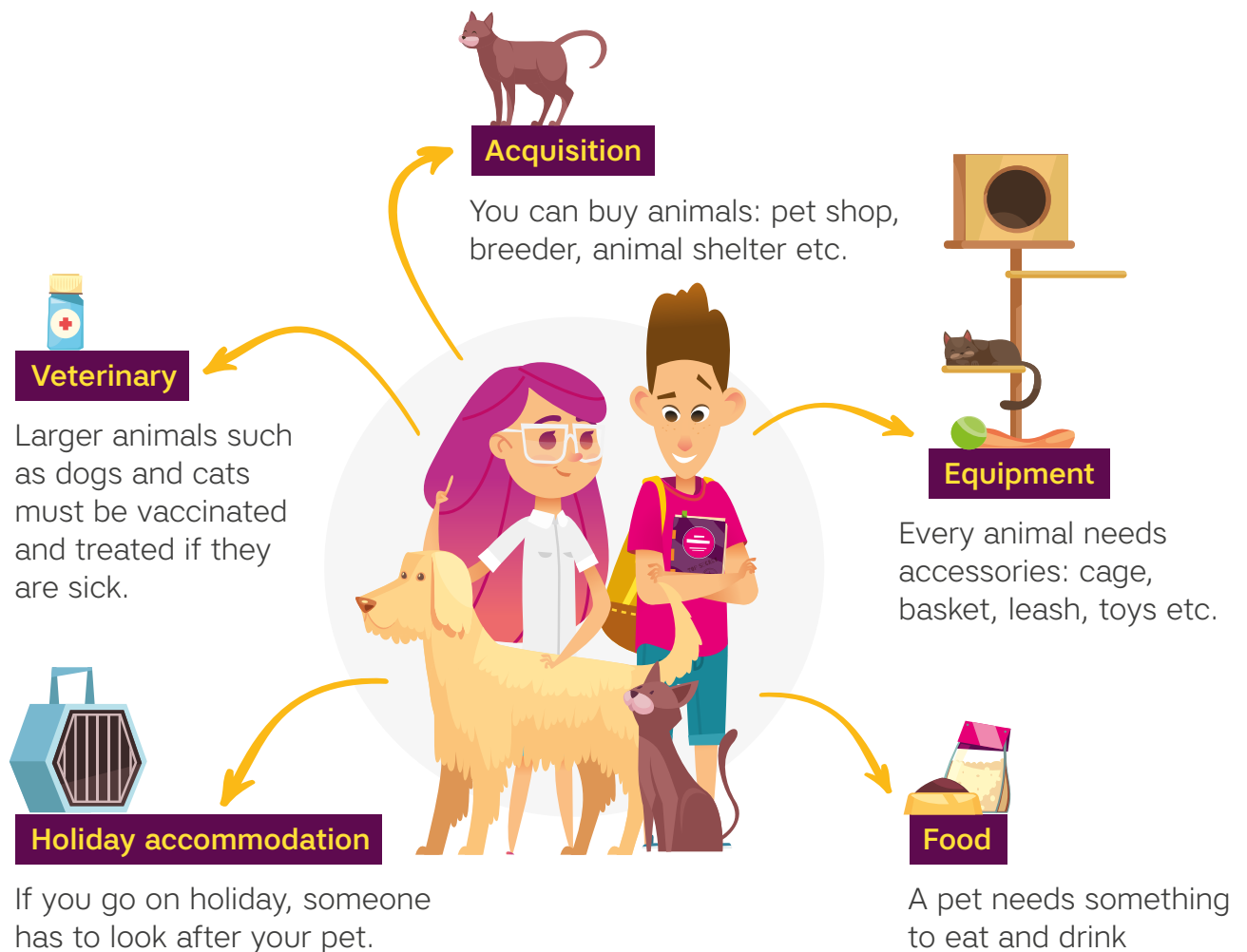
Good or bad?



How Much Does My Pet Cost?

Who does not dream of their own dog, cat, budgie or goldfish? Sure, it's great to have a pet, but the responsibility is high, and a pet costs money.

Mia and Paul would also like to have a pet. But they are unsure what it would actually cost.



Research tip

If you don't own a pet, go ask your friends or check the internet.

Choose a pet and calculate the cost! Differentiate between one-off costs such as the purchase and equipment and running costs such as food, a visit to the doctor and accommodation when you go on holiday.

Food for a month

Costs:

Equipment

Costs:

Veterinary/vaccinations

Costs:

Acquisition

Costs:

Sum:

Holiday accommodation

Costs:

Sum:

Total costs:

Housekeeping Book



Keep an eye on your pocket money! That is easier said than done. With the range of offers and so many wishes, the budget can sometimes get tight. What do I want from grandma for my birthday? What do I want from my parents for Christmas? And what do I have to pay with my pocket money? Surely you're familiar with these questions.

A household diary could help you. Take a piece of paper or a notebook and write down everything you need and would like to have. Write the price next to it and think about what you really need and how important it is to you.

The following pages will give you ideas on how you can become better at planning your expenditures. However, real arithmetic skills are required.

I Know This!

A few words got mixed up here. Write the matching words next to the images. At the end, mark the terms that you can explain well with a cross.



bill















hire purchase

subscription

bank

budget

monthly fee

piggy bank

~~bill~~

housekeeping book

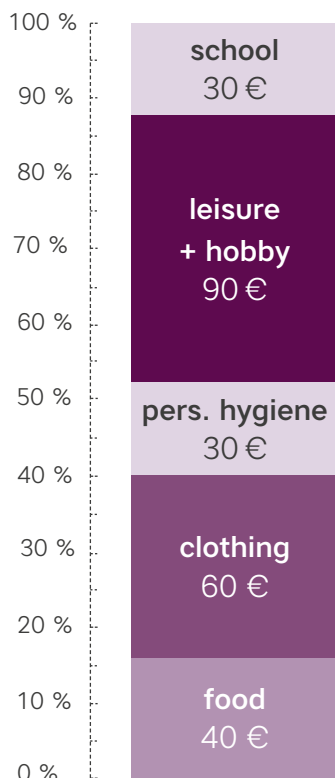
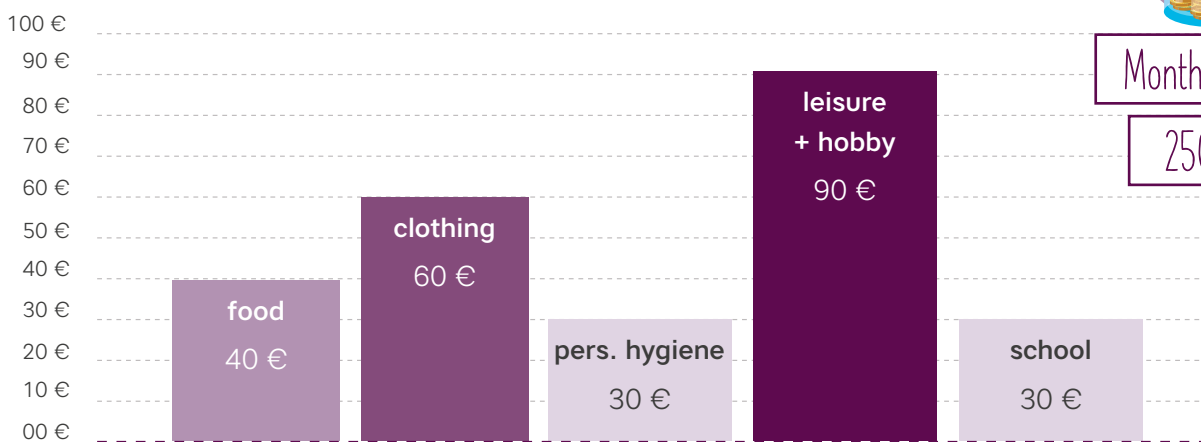
Mia's Budget

Mia calculated how much pocket money she spends and how much money her parents spend on her in a month. Convert the expenditure into percentages. Then transfer the percentage points from the bar to a pie chart.



Monthly budget

250 Euro



This Is How You Calculate Percentage Points!

Put the bars from the diagram, as shown, on top of each other. Then, draw a line next to the bars and divide the line into 10 equal sections. All bars on top of each other add up to 100%.

Draw a line above each category to find out to what percentage figure it corresponds.

Proceed as follows: Start at the bottom. As you can see, the line above the category food corresponds to 16%.

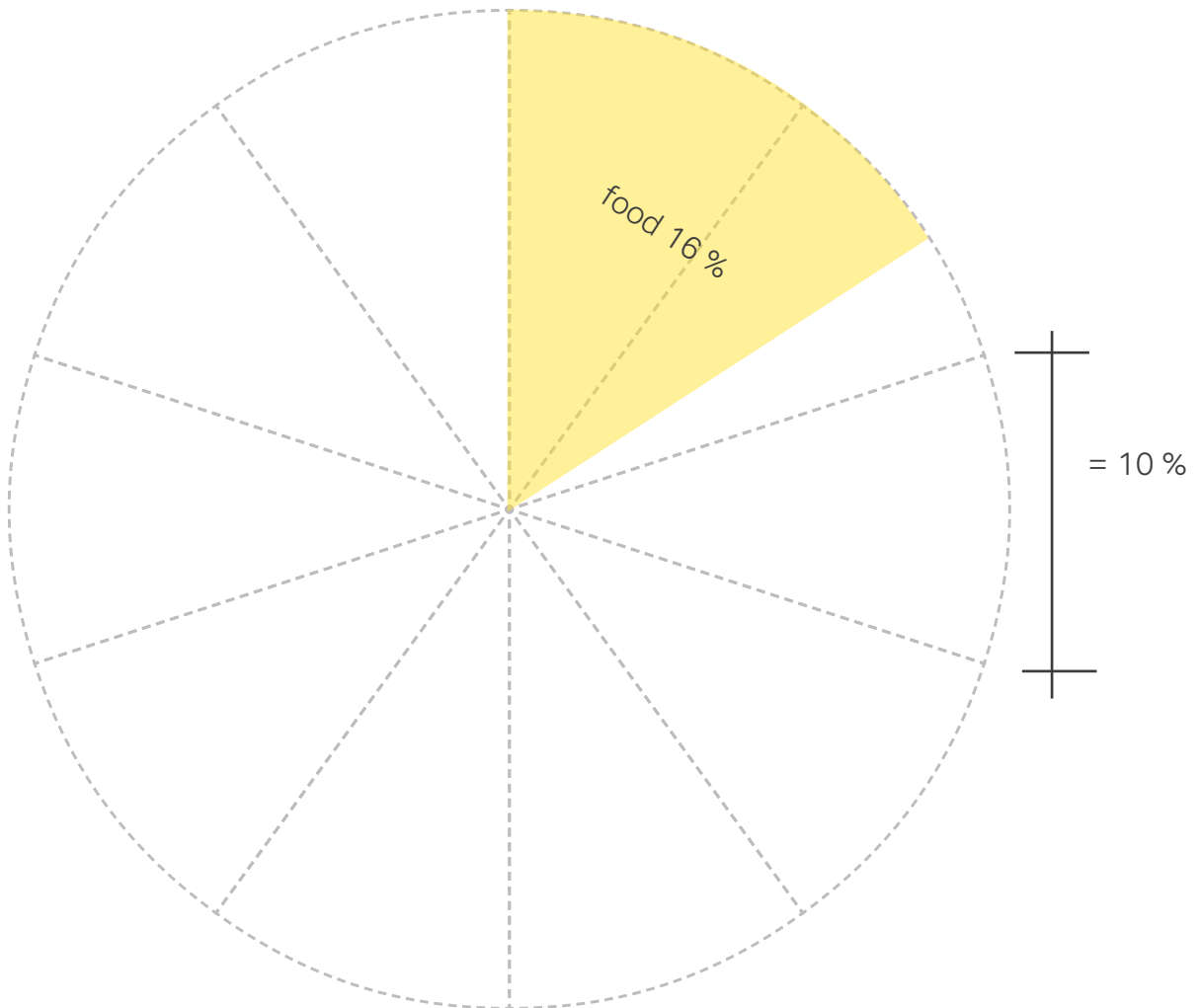
The line above the category clothing shows 40%.

You have to subtract the 16% for food from this.

What remains is the percentage figure for the category clothing.

Repeat these steps until you reach the top. Remember: always subtract all categories below.

Write the categories and the percentage points on the lines at the bottom. Choose a colour for each category and colour the box with it. Transfer the percentage points into the circle and colour the area like a piece of cake in that colour.



food 16 %



Birthday Party

It is Philip's birthday and he would like to invite his ten friends. Philip has some great ideas for the party. His mother has asked him to calculate the costs. Help Philip to find out how much money his birthday party will cost.



party gear



decoration



invitation cards



party bags



drinks



finger food



entertainment programme



pizza



cake



venue

Tip: If you decide to go to the movies, you won't need decorations or a cake. If you are having a party at home, there is no need to buy tickets. Only calculate the costs that you actually need. The list is intended as a guide.

Write down what Philip needs for his party. Find out how much it costs if you buy it in a shop. Consider whether there are other, cheaper options. At the end, add up the costs and calculate how much Philip can save.

What do I need?

A cake from the bakery

-----	<input type="text"/>
-----	<input type="text"/>
-----	<input type="text"/>
-----	<input type="text"/>
-----	<input type="text"/>
-----	<input type="text"/>
-----	<input type="text"/>
-----	<input type="text"/>
-----	<input type="text"/>

Sum:

-

Alternative

Ingredients for home baking

-----	<input type="text"/>
-----	<input type="text"/>
-----	<input type="text"/>
-----	<input type="text"/>
-----	<input type="text"/>
-----	<input type="text"/>
-----	<input type="text"/>
-----	<input type="text"/>
-----	<input type="text"/>

Sum:

=

Saving:

The Right to Housing



There is a right to housing. This right is set out in the Universal Declaration of Human Rights in Article 25, which reads as follows: „Everyone has the right to a standard of living adequate for the health and well-being of himself and of his family, including food, clothing, housing and medical care and necessary social services“.

Nevertheless, there are still people and families who cannot find a place to live or have lost their home because they can no longer pay the rent.

To get an overview of how much living costs and how you can save money with a little imagination, take a look at the following tasks.

I Know This!

A few words got mixed up here. Write the matching words next to the images. At the end, mark the terms that you can explain well with a cross.



rent

☐

☐

☐

☐

☐

☐

☐

☐

rental contract

additional costs

land lord

household insurance

acquisition

home ownership

rent

warning

Homemade Furniture

How would you like to furnish your room? Find pictures of your dream furniture on the internet or in a catalogue, cut them out and stick them together to make a collage. Write how much they cost on the price tags next to them.

Then try to think of cheaper ways of making pretty furniture yourself. Write your idea next to the pasted picture.

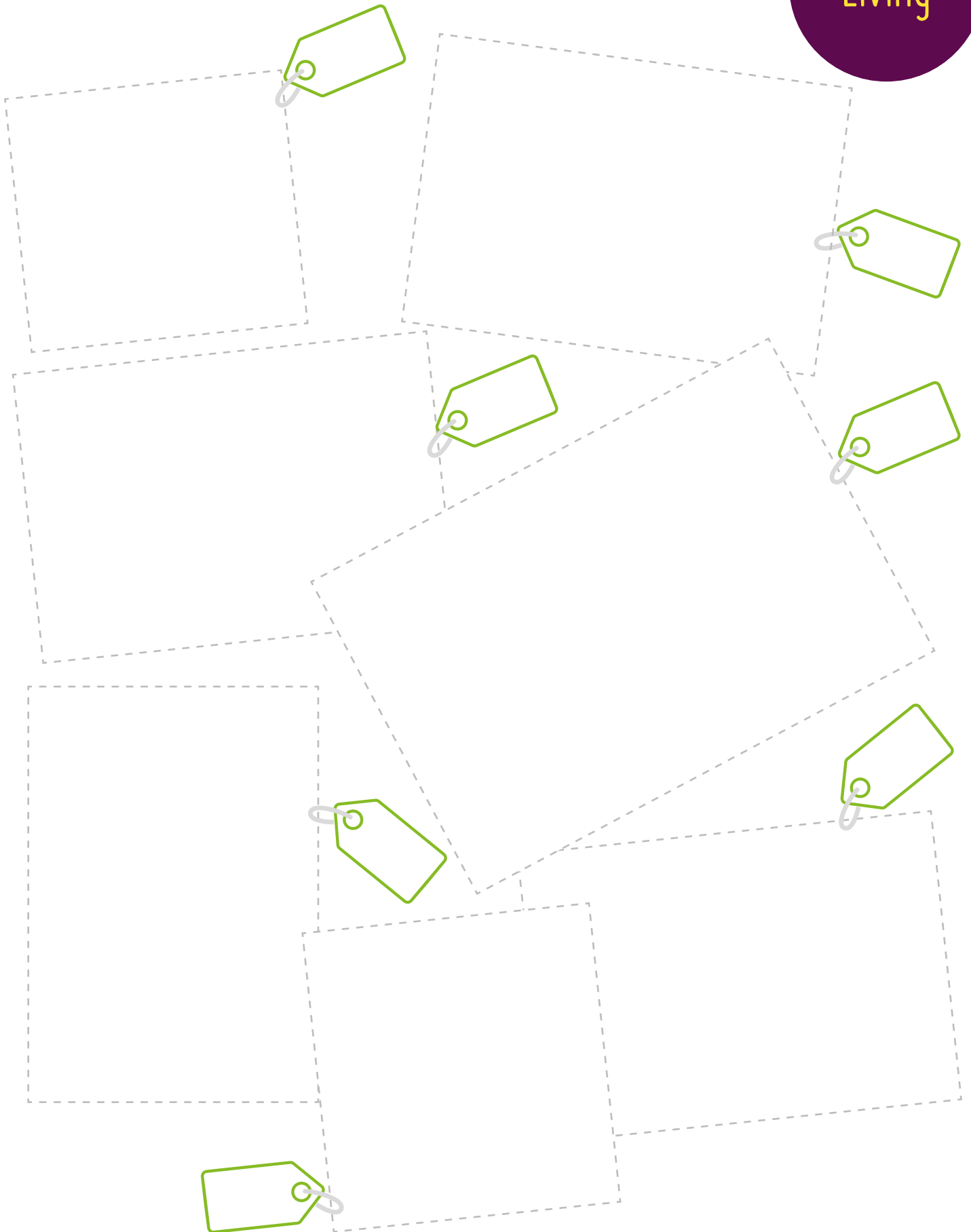
Dream furniture

Alternative



Research Tip

If you want a bed, for example, you can easily build one out of wooden pallets. You can find lots of ideas on the internet under the heading „DIY“ (Do it Yourself).

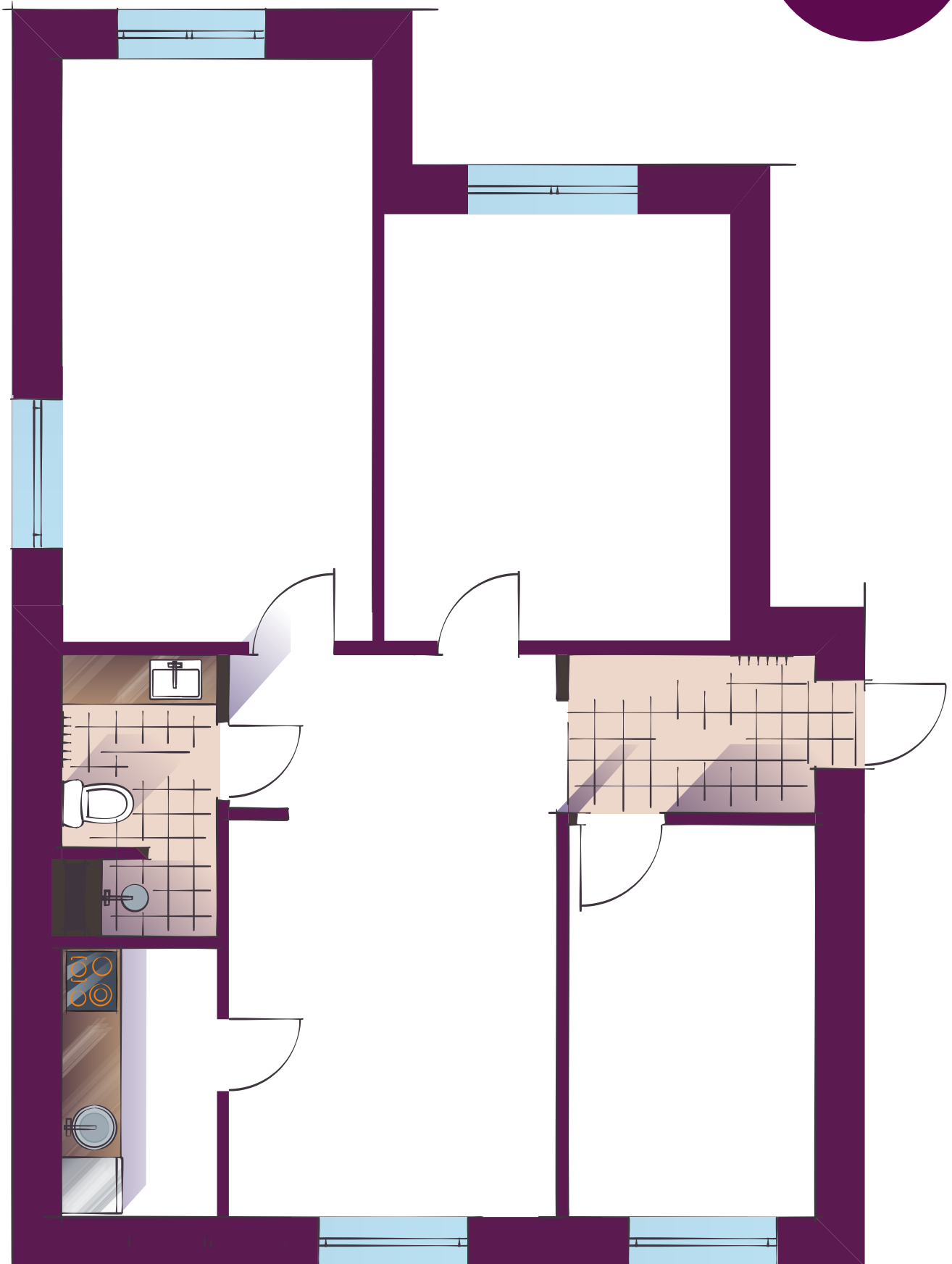


This is How Much Furnishing Costs

On the picture you can see the floor plan of a flat. You can now arrange it.

Start by dividing up the rooms, then decide how many people will live there. The kitchen and bathroom are already featured. Then think about what you want to bring into the flat (furniture, appliances etc.). Draw everything into the floor plan and write down what it costs.

furniture	price in euro
total in euro	



Who Earns How Much?



„No money, no play!“ You may have heard that saying before. As you know, many things or wishes in life require money. Money, of course, has to be earned first. To earn it, you need a job. If you are lucky, you can find a job that you really enjoy.

At the age of 13, you can already find a holiday job. However, only light work and no more than two hours a day are allowed. Also, you need the consent of your parents.

Nonetheless, a holiday job is a good way of both finding out what you enjoy doing and also improving your pocket money.


On the following pages, you will delve deeper into the topic of work. You can develop an emergency plan for times when you can't find a job and someone in your family has become unemployed. Alternatively, you can interview a working person of your choice.

I Know This!

A few words got mixed up here. Write the matching words next to the images. At the end, mark the terms that you can explain well with a cross.



employment agency

☐

☐

☐

☐

☐

☐

☐

☐

salary

unemployment benefits

holiday job

~~employment agency~~

bank account

dismissal

work contract

income

Emergency Plan

Philip's father has lost his job and is now unemployed. As a result, the family no longer has as much money as before. However, this does not dampen their spirits. Together, you will develop an emergency plan to get them through this difficult time.

Think about other ways of saving money or making money. Then write your personal Top 10 in the list on page 31!

writing an application	going shopping more sparingly



List of Top 10

1

2

3

4

5

6

7

8

9

10

Tips + Tricks for an Interview

Conduct a job interview with a person of your choice. Here are a few tips for the interview to become successful.

Draw the profession of your interview partner in the empty white area. Write the job title in the yellow field and add three terms that you would like to incorporate in a game of Taboo.

Tip 1

Prepare well for your interview and take notes of what you already know.

Tip 2

Think about what else you want to know and write down some questions. It is best to start with simple questions.

Tip 3

Ask open questions. These are questions that you cannot answer with yes or no. It is good if your interview partner has a lot to tell you.

Tip 4

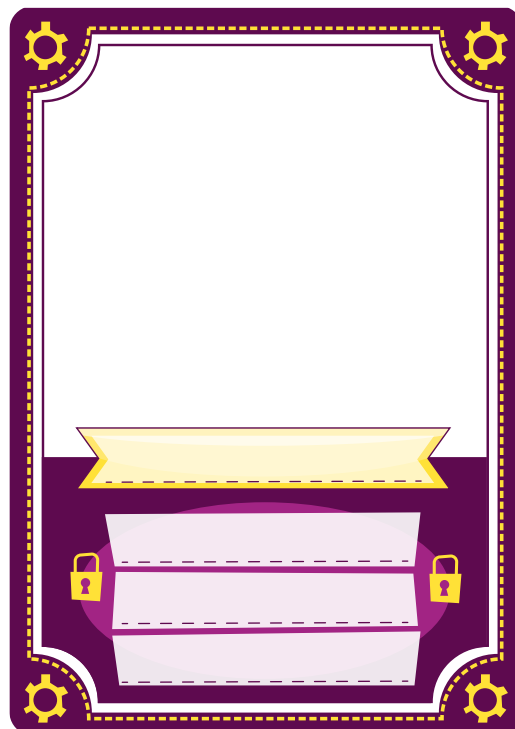
Make sure that you speak clearly and above all in a friendly manner.

Tip 6

Pay attention to the surroundings where you are conducting your interview. There should not be too much background noise.

Tip 5

Ask your interview partner if you can record the conversation with your mobile phone. It will be easier to concentrate on the conversation because you can listen to the answers again later.



My Interview

We have already written down a few questions. Add more questions regarding everything you want to know. Summarise the answers after the interview.

1

What is your profession?

2

How long have you worked in this profession?

3

Why did you choose this profession?

4

5

6



How Much is a Euro Worth Elsewhere in the World?



Foreign countries - foreign customs and sometimes foreign currencies. Within Europe, almost all countries that belong to the European Union nowadays use the euro.

But when you leave Europe, there are a lot of different currencies, which sometimes cannot be converted so easily. One yen in Japan, for example, corresponds to 0.0063 euros - that is 0.7 cents. Phew, that's where mathematicians come in handy.

Or you could just try some advantageous arithmetic.

Once you start talking about the value of money things get really exciting. Using the example of a T-shirt, you can research the path cotton takes and compare it with the purchase price of your favourite shirt.


I Know This!

A few words got mixed up here. Write the matching words next to the images. At the end, mark the terms that you can explain well with a cross.



pocket money

☐

☐

☐

☐

☐

☐

☐

☐

IBAN

payment methods

currency

economic cycle

trade

exchange rate

~~pocket money~~

monetary value

Exchange Rates

Oh dear, so much money and so many currencies have been mixed up on this page. Maths professionals are needed now. Maybe you can help Mia and Paul with the conversion.

1

Nick's dad works in a museum. They have a donation box, which also contains banknotes from other countries. Nick has counted them. He found 4,750 yen from Japan and 1,134 forints from Hungary. Nick's dad said that 378 forints are worth about 1 euro and that you pay 190 yen for a litre of milk in Japan. How many euros are that approximately?

[illegible]

2

Marta is on holiday in Denmark. She sees a T-shirt from her favourite game for 150 Danish kroner. Her mother says: "If you have enough pocket money, you're welcome to buy it". Marta remembers that 7,5 Danish kroner are about 1 euro. How much pocket money does Marta need to buy the T-shirt?

A blank sheet of graph paper with a grid of squares. The grid consists of 20 columns and 10 rows of small squares. There are also larger squares formed by groups of four smaller squares (2x2). The grid is used for drawing or writing.

3

Lisa is at the airport with her parents. She sees a board with exchange rates. Somehow a few numbers got lost. Help Lisa to complete the list.

	rate for 1 €	amount in €	amount in national currency
Polnische Złoty	4,3	10 €	Zł
Brasilian real	5,40		54 BRL
South African rand		20 €	408 ZAR

4

Ben has found a small box of leftover money from his parents with different currencies. He would like to take the money to the bank. Is it worth it? Calculate how much it would be in euros.

currency	amount	rate for 1 €	in €
Danish krone	15 DKK	7,5	
pound sterling	10 GBP	0,9	
Mexican peso	10 MXN	18,4	
Deutsche Mark	18 DM		

From Cotton to T-Shirts

Before you can find a T-shirt in a shop, it has often already travelled a long way. Research and answer the questions! Why does cotton have to travel so far? Draw the way cotton takes before it becomes a t-shirt on the map!

1

Where is the cotton grown?

2

Where does the cotton get spun?

3

Where does the cotton get dyed?

4

Where is the T-shirt sewn?



1

2

3

4



What do you think? Why is cotton sent around half the world?

Do you roughly know how much a T-shirt costs? And can you imagine how much money people earn during the different production stages? Justify your opinion!

2. Edition, Hamburg 2024

Comissioned by:
finlit foundation gGmbH
Steindamm 71, 20099 Hamburg
Telephone: +49 40 2850 2597
info@finlit.foundation
www.finlit.foundation

Concept and production:
Helliwood media & education im fjs e. V., Berlin

Picture credits:
Graphics: shutterstock.com – Especially Macrovector and drumcheg

Print:
vierC print+mediafabrik GmbH & Co. KG,
Gustav-Holzmann-Straße 2, 10317 Berlin

The contents of the teaching materials may be used or reproduced non-commercially in an unchanged form in the school environment.

Disclaimer:
All content has been carefully researched and compiled.
We assume no liability for the correctness and exactitude of the content or changes occurring since publication.